


wiecon RAST 5

SECURELY **INSERTED**

Printed circuit board connectors for applications
in heating + ventilation + air-conditioning.



RAST 5 SYSTEM FOR ALL **HVAC** APPLICATIONS.

Our highly-reliable RAST 5 printed circuit board connectors, with their standardized mating face, meet all requirements of the RAST 5 standard, as well as those for fire protection and resistance according to DIN EN 60335-1. With its variety of molded-in coding, the system prevents mis-mating, offering both connection and operational reliability, as well as enormous advantages during final installation.

The RAST 5 system consist of two parts:

- + Pluggable parts on the wiring side
- + Solderable parts on the printed circuit board side (trays)

The color and mechanical coding with RAST latches makes false connection practically impossible. The color coding also helps installation engineers quickly locate the correct plug position and make a secure, faultless connection. Alternatively we also offer you female plugs as edge connectors.

THE BENEFITS TO YOU:

- + COLOR CODED
- + TOUCH-SAFE
- + RAST 5 STANDARD COMPLIANT
- + MECHANICALLY CODED
- + UL/CSA AND VDE APPROVAL
- + TYPE-TESTED TO IEC 60695-2-11

SPECIAL SOLUTION FOR THE

- + Heating industry
- + Domestic appliance industry



DIRECT PLUGGING TECHNOLOGY


Printed circuit board connectors plugged straight on to the board without soldering.

Our directly pluggable terminals are ideal for applications in heating, building, machinery and domestic appliance controllers. They require very little space, offer reliable circuit board contacting and, because there is no need for a header or male connector, hold great potential for saving time and money.



THE BENEFITS TO YOU

- Pluggable without tools - no soldering required
- Simplified procurement – just 1 component
- Various circuit board thicknesses possible (1.4 – 1.8 mm)
- Tried and proven clamping yoke connection technology allows multi-wire connection
- Special print features and numerous colors
- Number of mating cycles > 50 through spring-loaded contacts
- Codeable to the board and the housing



TEST AND SEE

Order our sample printed circuit board and see for yourself the many advantages of the new directly pluggable 8105 DST printed circuit board terminal. All the important dimensions and order numbers can be seen straight away and immediately show you that you too can benefit from this product.

Test 1:1 with our free-of-charge sample printed circuit board.

Sample board Art. No.: **99.335.0000.0**

OUR SERVICE

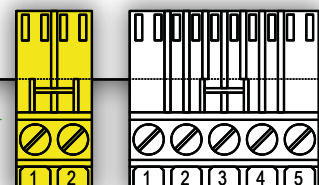
SAMPLE BOARD FOR YOU!

8105 DST

Type	8105 DST	
For boards with	1.4 - 1.8 mm thickness	
Number of poles	2 - 7 poles	
Part number	Customer specific	
Color	Customer specific	
Pitch	5 mm	
Cross section	Fine stranded	0.14 mm ² - 2.5 mm ²
	Solid	0.14 mm ² - 4.0 mm ²
	AWG	AWG 26 - 12
Rated Current	12 A	
Rated insulation voltage III/2	320 V	
Tightening torque	0.5 - 0.7 Nm	
Wire strip length	7 mm	
Sample board	99.335.0000.0	




wieland
www.wieland-electric.com



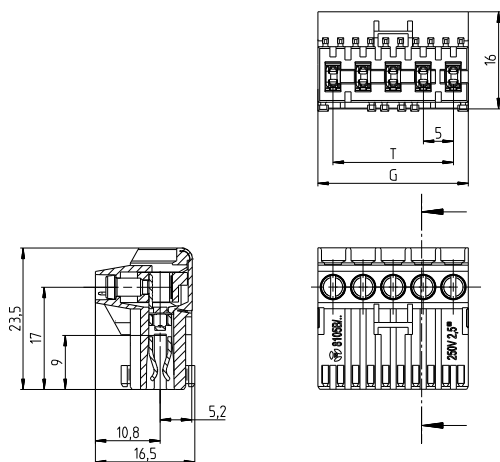
WIECON EDGE CONNECTOR

wiecon 8105 DST



Poles	T (mm)	G (mm)	Art. No.	PU
2	5	10	99.342.0000.0	100
3	10	15	99.343.0000.0	100
4	15	20	99.344.0000.0	50
5	20	25	99.345.0000.0	50
6	25	30	99.346.0000.0	50

For boards with 1.4 – 1.8 mm thickness Galvanic or chemical tinned



TECHNICAL DATA

Wire range	
solid min. - max.	0.14 – 4.0 mm ²
fine stranded min. - max.	0.14 – 2.5 mm ²
fine stranded (with ferrule) max.	2.5 mm ²
Dimensions	
Wire strip length	8 ⁻¹ mm
Drill hole diameter	-
Materials	
Clamp	Brass/tin
Screw	Steel
Type of insulation material	
Material	PA
Inflammability class	V2 (V0 upon request)
Pollution degree / Overvoltage category	
3 / Kat III	250 V / 4 kV
2 / Kat III	320 V / 4 kV
1 / Kat I	1000 V / 4 kV
Operating temperature	-25 °C...+105 °C
Insertion force/pole*	≤ 5 N
Pulling force/pole*	≥ 2 N

* measured on board 1.5 mm galvanically tinned

PRINTING TO CUSTOMER REQUIREMENTS

Color	RAL	Name
	1016	Sulfur yellow
	1021	Rapeseed yellow
	2012	Salmon orange
	3014	Dusky pink
	4009	Pastel violet
	5012	Light blue
	5018	Turquoise blue
	6005	Moss green
	6017	May green
	6027	Light green
	7001	Sliver gray
	7015	Slate gray
	7021	Black gray
	8019	Gray brown
	9010	Pure white

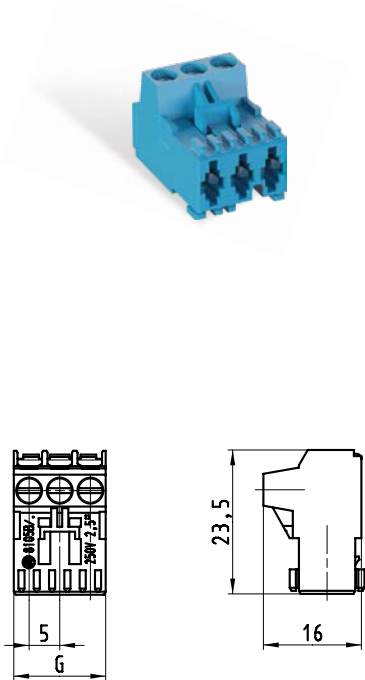
Other colours on request.

APPROVALS

Usergroup	B	D	
Rated voltage	300 V	300 V	250 V
Rated current	6 A	6 A	12 A
Rated cross-section			
solid	AWG 26-12	AWG 26-12	4.0 mm ²
fine stranded	AWG 26-12	AWG 26-12	2.5 mm ²
Torque	0.5 Nm	0.5 Nm	0.5 Nm
Screw thread	M3	M3	M3

WIECON CONNECTOR WITH SOCKET CONTACT

wiecon 8105 B



Poles	G (mm)	Coding	Art. No.	PU
2	10	C0	15.000.0257.2	100
2	10	C1	15.001.0257.2	100
2	10	C2	15.002.0257.2	100
3	15	C0	15.000.0357.2	100
3	15	C1	15.001.0357.2	100
3	15	C2	15.002.0357.2	100
4	20	C0	15.000.0457.2	50
4	20	C1	15.001.0457.2	50
4	20	C2	15.002.0457.2	50
5	25	C0	15.000.0557.2	50
5	25	C1	15.001.0557.2	50
5	25	C2	15.002.0557.2	50
6	30	C0	15.000.0657.2	50
6	30	C1	15.001.0657.2	50
6	30	C2	15.002.0657.2	50
7	35	C0	15.000.0757.2	50
7	35	C1	15.001.0757.2	50
7	35	C2	15.002.0757.2	50

TECHNICAL DATA

Wire range	
solid min. - max.	0.20 – 4.0 mm ²
fine stranded min. - max.	0.14 – 2.5 mm ²
fine stranded (with ferrule) max.	2.5 mm ²
Dimensions	
Wire strip length	7.0 mm
Drill hole diameter	-
Materials	
Clamp	Brass
Screw	Steel
Type of insulation material	
Material	PA
Inflammability class	V2 (V0 upon request)
Pollution degree / Overvoltage category	
3 / Kat III	250 V / 4 kV
2 / Kat II	400 V / 4 kV
1 / Kat I	1000 V / 4 kV

PRINTING TO CUSTOMER REQUIREMENTS

Color	RAL	Name
	1016	Sulfur yellow
	1021	Rapeseed yellow
	2012	Salmon orange
	3014	Dusky pink
	4009	Pastel violet
	5012	Light blue
	5018	Turquoise blue
	6005	Moss green
	6017	May green
	6027	Light green
	7001	Sliver gray
	7015	Slate gray
	7021	Black gray
	8019	Gray brown
	9010	Pure white

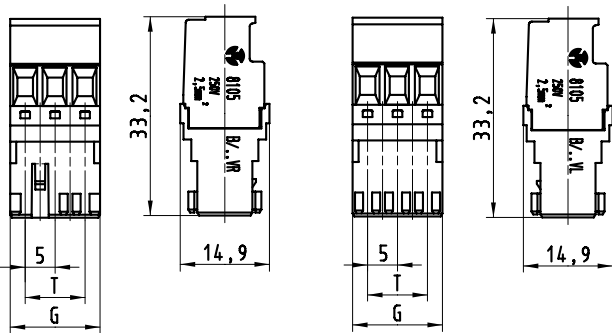

Other colours on request.

APPROVALS

	cULus		VDE
Usergroup	B	D	
Rated voltage	300 V	300 V	250 V
Rated current	10 A	10 A	12 A
Rated cross-section			
solid	AWG 26-12	AWG 26-12	4.0 mm ²
fine stranded	AWG 26-12	AWG 26-12	2.5 mm ²
Torque	0.5 Nm	0.5 Nm	0.5 Nm
Screw thread	M3	M3	M3

WIECON CONNECTOR WITH SOCKET CONTACT

wiecon 8105 B VR/VL



Poles	G (mm)	Coding	8105 B VR Art. No.	8105 B VL Art. No.	PU
2	10	C0	15.020.0257.2	15.010.0257.2	100
2	10	C1	15.021.0257.2	15.011.0257.2	100
2	10	C2	15.022.0257.2	15.012.0257.2	100
3	15	C0	15.020.0357.2	15.010.0357.2	100
3	15	C1	15.021.0357.2	15.011.0357.2	100
3	15	C2	15.022.0357.2	15.012.0357.2	100
4	20	C0	15.020.0457.2	15.010.0457.2	50
4	20	C1	15.021.0457.2	15.011.0457.2	50
4	20	C2	15.022.0457.2	15.012.0457.2	50
5	25	C0	15.020.0557.2	15.010.0557.2	50
5	25	C1	15.021.0557.2	15.011.0557.2	50
5	25	C2	15.022.0557.2	15.012.0557.2	50
6	30	C0	15.020.0657.2	15.010.0657.2	50
6	30	C1	15.021.0657.2	15.011.0657.2	50
6	30	C2	15.022.0657.2	15.012.0657.2	50
7	35	C0	15.020.0757.2	15.010.0757.2	50
7	35	C1	15.021.0757.2	15.011.0757.2	50
7	35	C2	15.022.0757.2	15.012.0757.2	50

TECHNICAL DATA

Wire range	
solid min. - max.	0.20 – 4.0 mm ²
fine stranded min. - max.	0.14 – 2.5 mm ²
fine stranded (with ferrule) max.	2.5 mm ²
Dimensions	
Wire strip length	7.0 mm
Drill hole diameter	-
Materials	
Clamp	Brass
Screw	Steel
Type of insulation material	
Material	PA
Inflammability class	V2 (V0 upon request)
Pollution degree / Overvoltage category	
3 / Kat III	250 V / 4 kV
2 / Kat II	400 V / 4 kV
1 / Kat I	1000 V / 4 kV

PRINTING TO CUSTOMER REQUIREMENTS

Color	RAL	Name
	1016	Sulfur yellow
	1021	Rapeseed yellow
	2012	Salmon orange
	3014	Dusky pink
	4009	Pastel violet
	5012	Light blue
	5018	Turquoise blue
	6005	Moss green
	6017	May green
	6027	Light green
	7001	Sliver gray
	7015	Slate gray
	7021	Black gray
	8019	Gray brown
	9010	Pure white

Other colours on request.

APPROVALS

	cALUS		VDE
Usergroup	B	D	
Rated voltage	300 V	300 V	250 V
Rated current	10 A	10 A	12 A
Rated cross-section			
solid	AWG 26-12	AWG 26-12	4.0 mm ²
fine stranded	AWG 26-12	AWG 26-12	2.5 mm ²
Torque	0.5 Nm	0.5 Nm	0.5 Nm
Screw thread	M3	M3	M3

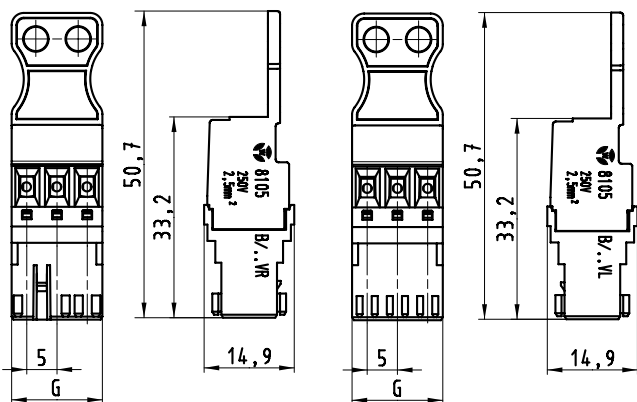

VR = Right interlock position/wire-side

VL = Left interlock position/opposite the wire-side

wiecon RAST 5 • 7

WIECON CONNECTOR WITH SOCKET CONTACT

wiecon 8105 B VRA/VLA
with extraction aid



Poles	G (mm)	Coding	8105 B VRA Art. No.	8105 B VLA Art. No.	PU
2	10	C0	15.040.0257.2	15.030.0257.2	50
2	10	C1	15.041.0257.2	15.031.0257.2	50
2	10	C2	15.042.0257.2	15.032.0257.2	50
3	15	C0	15.040.0357.2	15.030.0357.2	50
3	15	C1	15.041.0357.2	15.031.0357.2	50
3	15	C2	15.042.0357.2	15.032.0357.2	50
4	20	C0	15.040.0457.2	15.030.0457.2	50
4	20	C1	15.041.0457.2	15.031.0457.2	50
4	20	C2	15.042.0457.2	15.032.0457.2	50
5	25	C0	15.040.0557.2	15.030.0557.2	50
5	25	C1	15.041.0557.2	15.031.0557.2	50
5	25	C2	15.042.0557.2	15.032.0557.2	50
6	30	C0	15.040.0657.2	15.030.0657.2	50
6	30	C1	15.041.0657.2	15.031.0657.2	50
6	30	C2	15.042.0657.2	15.032.0657.2	50
7	35	C0	15.040.0757.2	15.030.0757.2	50
7	35	C1	15.041.0757.2	15.031.0757.2	50
7	35	C2	15.042.0757.2	15.032.0757.2	50

TECHNICAL DATA

Wire range	
solid min. - max.	0.20 – 4.0 mm ²
fine stranded min. - max.	0.14 – 2.5 mm ²
fine stranded (with ferrule) max.	2.5 mm ²
Dimensions	
Wire strip length	7.0 mm
Drill hole diameter	-
Materials	
Clamp	Brass
Screw	Steel
Type of insulation material	
Material	PA
Inflammability class	V2 (V0 upon request)
Pollution degree / Overtoltage category	
3 / Kat III	250 V / 4 kV
2 / Kat II	400 V / 4 kV
1 / Kat I	1000 V / 4 kV

PRINTING TO CUSTOMER REQUIREMENTS

Color	RAL	Name
	1016	Sulfur yellow
	1021	Rapeseed yellow
	2012	Salmon orange
	3014	Dusky pink
	4009	Pastel violet
	5012	Light blue
	5018	Turquoise blue
	6005	Moss green
	6017	May green
	6027	Light green
	7001	Sliver gray
	7015	Slate gray
	7021	Black gray
	8019	Gray brown
	9010	Pure white

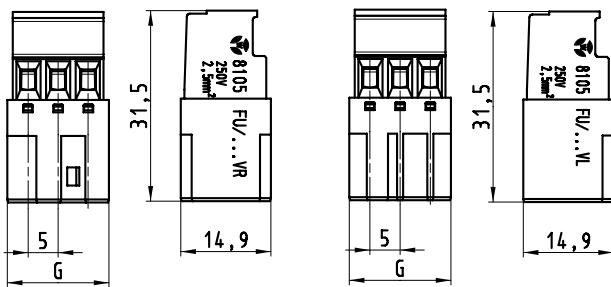

Other colours on request.

APPROVALS

	cALUS		VDE
Usergroup	B	D	
Rated voltage	300 V	300 V	250 V
Rated current	10 A	10 A	12 A
Rated cross-section			
solid	AWG 26-12	AWG 26-12	4.0 mm ²
fine stranded	AWG 26-12	AWG 26-12	2.5 mm ²
Torque	0.5 Nm	0.5 Nm	0.5 Nm
Screw thread	M3	M3	M3

WIECON CONNECTOR WITH TAB CONTACT

wiecon 8105 FU VR/VL



Poles	G (mm)	Coding	8105 FU VR Art. No.	8105 FU VL Art. No.	PU
2	11.8	C1	15.421.0257.2	15.411.0257.2	100
2	11.8	C5	15.425.0257.2	15.415.0257.2	100
2	11.8	C8	15.428.0257.2	15.418.0257.2	100
2	11.8	C9	15.429.0257.2	15.419.0257.2	100
2	11.8	C10	15.420.1257.2	15.410.1257.2	100
2	11.8	C11	15.421.1257.2	15.411.1257.2	100
2	11.8	C12	15.422.1257.2	15.412.1257.2	100
2	11.8	C13	15.423.1257.2	15.413.1257.2	100
3	16.8	C1	15.421.0357.2	15.411.0357.2	100
3	16.8	C2	15.422.0357.2	15.412.0357.2	100
3	16.8	C3	15.423.0357.2	15.413.0357.2	100
3	16.8	C8	15.428.0357.2	15.418.0357.2	100
3	16.8	C9	15.429.0357.2	15.419.0357.2	100
3	16.8	C10	15.420.1357.2	15.410.1357.2	100
3	16.8	C11	15.421.1357.2	15.411.1357.2	100
3	16.8	C12	15.422.1357.2	15.412.1357.2	100
3	16.8	C13	15.423.1357.2	15.413.1357.2	100
3	16.8	C14	15.424.1357.2	15.414.1357.2	100
3	16.8	C15	15.425.1357.2	15.415.1357.2	100
4	21.8	C1	15.421.0457.2	15.411.0457.2	50
4	21.8	C7	15.427.0457.2	15.417.0457.2	50
4	21.8	C8	15.428.0457.2	15.418.0457.2	50
4	21.8	C9	15.429.0457.2	15.419.0457.2	50
4	21.8	C10	15.420.1457.2	15.410.1457.2	50
4	21.8	C11	15.421.1457.2	15.411.1457.2	50
4	21.8	C12	15.422.1457.2	15.412.1457.2	50
4	21.8	C13	15.423.1457.2	15.413.1457.2	50
4	26.8	C3	15.423.0557.2	15.413.0557.2	50
6	31.8	C3	15.423.0657.2	15.413.0657.2	50
7	36.8	C5	15.425.0757.2	15.415.0757.2	50

TECHNICAL DATA

Wire range	
solid min. - max.	0.20 – 4.0 mm ²
fine stranded min. - max.	0.14 – 2.5 mm ²
fine stranded (with ferrule) max.	2.5 mm ²
Dimensions	
Wire strip length	7.0 mm
Drill hole diameter	-
Materials	
Clamp	Brass
Screw	Steel
Type of insulation material	
Material	PA
Inflammability class	V2 (V0 upon request)
Pollution degree / Overtoltage category	
3 / Kat III	250 V / 4 kV
2 / Kat II	400 V / 4 kV
1 / Kat I	1000 V / 4 kV

PRINTING TO CUSTOMER REQUIREMENTS

Color	RAL	Name
	1016	Sulfur yellow
	1021	Rapeseed yellow
	2012	Salmon orange
	3014	Dusky pink
	4009	Pastel violet
	5012	Light blue
	5018	Turquoise blue
	6005	Moss green
	6017	May green
	6027	Light green
	7001	Sliver gray
	7015	Slate gray
	7021	Black gray
	8019	Gray brown
	9010	Pure white

Other colours on request.

APPROVALS

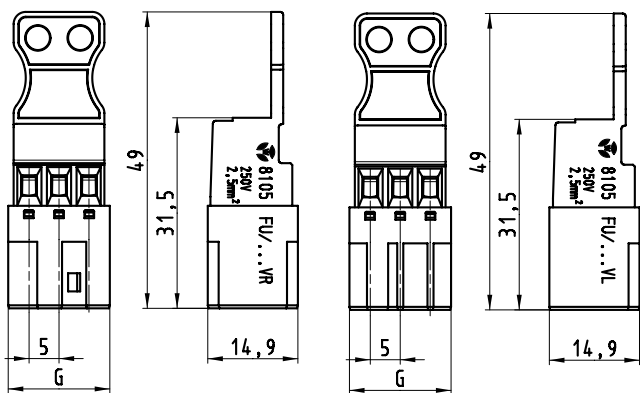

	cULus		VDE
Usergroup	B	D	
Rated voltage	300 V	300 V	250 V
Rated current	10 A	10 A	12 A
Rated cross-section			
solid	AWG 26-12	AWG 26-12	4.0 mm ²
fine stranded	AWG 26-12	AWG 26-12	2.5 mm ²
Torque	0.5 Nm	0.5 Nm	0.5 Nm
Screw thread	M3	M3	M3

VR = Right interlock position/wire-side

VL = Left interlock position/opposite the wire-side

WIECON CONNECTOR WITH TAB CONTACT

wiecon 8105 FU VRA/VLA with extraction aid



Poles	G (mm)	Coding	8105 FU VRA Art. No.	8105 FU VLA Art. No.	PU
2	11.8	C1	15.441.0257.2	15.431.0257.2	50
2	11.8	C5	15.445.0257.2	15.435.0257.2	50
2	11.8	C8	15.448.0257.2	15.438.0257.2	50
2	11.8	C9	15.449.0257.2	15.439.0257.2	50
2	11.8	C10	15.440.1257.2	15.430.1257.2	50
2	11.8	C11	15.441.1257.2	15.431.1257.2	50
2	11.8	C12	15.442.1257.2	15.432.1257.2	50
2	11.8	C13	15.443.1257.2	15.433.1257.2	50
3	16.8	C1	15.441.0357.2	15.431.0357.2	50
3	16.8	C2	15.442.0357.2	15.432.0357.2	50
3	16.8	C3	15.443.0357.2	15.433.0357.2	50
3	16.8	C8	15.448.0357.2	15.438.0357.2	50
3	16.8	C9	15.449.0357.2	15.439.0357.2	50
3	16.8	C10	15.440.1357.2	15.430.1357.2	50
3	16.8	C11	15.441.1357.2	15.431.1357.2	50
3	16.8	C12	15.442.1357.2	15.432.1357.2	50
3	16.8	C13	15.443.1357.2	15.433.1357.2	50
3	16.8	C14	15.444.1357.2	15.434.1357.2	50
3	16.8	C15	15.445.1357.2	15.435.1357.2	50
4	21.8	C1	15.441.0457.2	15.431.0457.2	50
4	21.8	C7	15.447.0457.2	15.437.0457.2	50
4	21.8	C8	15.448.0457.2	15.438.0457.2	50
4	21.8	C9	15.449.0457.2	15.439.0457.2	50
4	21.8	C10	15.440.1457.2	15.430.1457.2	50
4	21.8	C11	15.441.1457.2	15.431.1457.2	50
4	21.8	C12	15.442.1457.2	15.432.1457.2	50
4	21.8	C13	15.443.1457.2	15.433.1457.2	50
4	26.8	C3	15.443.0557.2	15.433.0557.2	50
6	31.8	C3	15.443.0657.2	15.433.0657.2	50
7	36.8	C5	15.445.0757.2	15.435.0757.2	50

TECHNICAL DATA

Wire range	
solid min. - max.	0.20 – 4.0 mm ²
fine stranded min. - max.	0.14 – 2.5 mm ²
fine stranded (with ferrule) max.	2.5 mm ²
Dimensions	
Wire strip length	7.0 mm
Drill hole diameter	-
Materials	
Clamp	Brass
Screw	Steel
Type of insulation material	
Material	PA
Inflammability class	V2 (V0 upon request)
Pollution degree / Overtoltage category	
3 / Kat III	250 V / 4 kV
2 / Kat II	400 V / 4 kV
1 / Kat I	1000 V / 4 kV

PRINTING TO CUSTOMER REQUIREMENTS

Color	RAL	Name
	1016	Sulfur yellow
	1021	Rapeseed yellow
	2012	Salmon orange
	3014	Dusky pink
	4009	Pastel violet
	5012	Light blue
	5018	Turquoise blue
	6005	Moss green
	6017	May green
	6027	Light green
	7001	Sliver gray
	7015	Slate gray
	7021	Black gray
	8019	Gray brown
	9010	Pure white

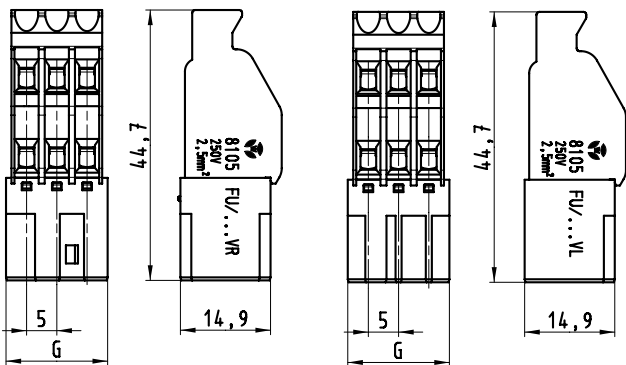
Other colours on request.

APPROVALS

	cULus		VDE
Usergroup	B	D	
Rated voltage	300 V	300 V	250 V
Rated current	10 A	10 A	12 A
Rated cross-section			
solid	AWG 26-12	AWG 26-12	4.0 mm ²
fine stranded	AWG 26-12	AWG 26-12	2.5 mm ²
Torque	0.5 Nm	0.5 Nm	0.5 Nm
Screw thread	M3	M3	M3

WIECON CONNECTOR WITH TAB CONTACT AND DUAL CONNECTION

wiecon 8105 FUE VR/VL



Poles	G (mm)	Coding	8105 FUE VR Art. No.	8105 FUE VL Art. No.	PU
2	11.8	C1	15.521.0257.1	15.511.0257.1	100
2	11.8	C5	15.525.0257.1	15.515.0257.1	100
2	11.8	C8	15.528.0257.1	15.518.0257.1	100
2	11.8	C9	15.529.0257.1	15.519.0257.1	100
2	11.8	C10	15.520.1257.1	15.510.1257.1	100
2	11.8	C11	15.521.1257.1	15.511.1257.1	100
2	11.8	C12	15.522.1257.1	15.512.1257.1	100
2	11.8	C13	15.523.1257.1	15.513.1257.1	100
3	16.8	C1	15.521.0357.1	15.511.0357.1	100
3	16.8	C2	15.522.0357.1	15.512.0357.1	100
3	16.8	C3	15.523.0357.1	15.513.0357.1	100
3	16.8	C8	15.528.0357.1	15.518.0357.1	100
3	16.8	C9	15.529.0357.1	15.519.0357.1	100
3	16.8	C10	15.520.1357.1	15.510.1357.1	100
3	16.8	C11	15.521.1357.1	15.511.1357.1	100
3	16.8	C12	15.522.1357.1	15.512.1357.1	100
3	16.8	C13	15.523.1357.1	15.513.1357.1	100
3	16.8	C14	15.524.1357.1	15.514.1357.1	100
3	16.8	C15	15.525.1357.1	15.515.1357.1	100
4	21.8	C1	15.521.0457.1	15.511.0457.1	50
4	21.8	C7	15.527.0457.1	15.517.0457.1	50
4	21.8	C8	15.528.0457.1	15.518.0457.1	50
4	21.8	C9	15.529.0457.1	15.519.0457.1	50
4	21.8	C10	15.520.1457.1	15.510.1457.1	50
4	21.8	C11	15.521.1457.1	15.511.1457.1	50
4	21.8	C12	15.522.1457.1	15.512.1457.1	50
4	21.8	C13	15.523.1457.1	15.513.1457.1	50
5	26.8	C3	15.523.0557.1	15.513.0557.1	50

TECHNICAL DATA

Wire range	
solid min. - max.	0.20 - 4.0 mm ²
fine stranded min. - max.	0.14 - 2.5 mm ²
fine stranded (with ferrule) max.	2.5 mm ²
Dimensions	
Wire strip length	7.0 mm
Drill hole diameter	-
Materials	
Clamp	Brass
Screw	Steel
Type of insulation material	
Material	PA
Inflammability class	V2 (V0 upon request)
Pollution degree / Overvoltage category	
3 / Kat III	250 V / 4 kV
2 / Kat II	400 V / 4 kV
1 / Kat I	1000 V / 4 kV

PRINTING TO CUSTOMER REQUIREMENTS

Color	RAL	Name
	1016	Sulfur yellow
	1021	Rapeseed yellow
	2012	Salmon orange
	3014	Dusky pink
	4009	Pastel violet
	5012	Light blue
	5018	Turquoise blue
	6005	Moss green
	6017	May green
	6027	Light green
	7001	Sliver gray
	7015	Slate gray
	7021	Black gray
	8019	Gray brown
	9010	Pure white

Other colours on request.

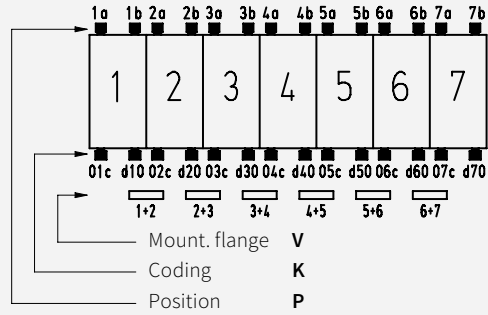
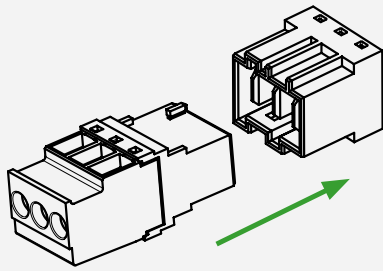
APPROVALS

	cULus		VDE
Usergroup	B	D	
Rated voltage	300 V	300 V	250 V
Rated current	10 A	10 A	12 A
Rated cross-section			
solid	AWG 26-12	AWG 26-12	4.0 mm ²
fine stranded	AWG 26-12	AWG 26-12	2.5 mm ²
Torque	0.5 Nm	0.5 Nm	0.5 Nm
Screw thread	M3	M3	M3

VR = Right interlock position/wire-side

VL = Left interlock position/opposite the wire-side


MATRIX CODINGS
























































Number of poles	2	3	4	5	6	7
Coding						
C1	Position Coding Mount. flange	1b,2a 01c,d20 1+2	1b 01c,d20 1+2	1b 03c,d40 1+2,3+4		
C2	Position Coding Mount. flange	1a,2b 01c 1+2	1b,3a 01c 1+2	1a,4b 01c 1+2,3+4		
C3	Position Coding Mount. flange	2a 01c,d20 1+2	1a 03c 1+2	1a,4b d40 1+2,3+4	5b d30 1+2	1a d30,d60 1+2,5+6
C4	Position Coding Mount. flange	1a,1b 01c 1+2	1a,1b d30 1+2	1a,3a d23c 1+2,3+4		
C5	Position Coding Mount. flange	1a,2b d20 1+2	1a,3b 01c 1+2	1a,3a d40 1+2,3+4		3a,5a d10,d40,d50 2+3,6+7
C6	Position Coding Mount. flange	1a,2b - 1+2	1a,3a 01c 1+2	2a,4b d20 1+2,3+4		
C7	Position Coding Mount. flange	1a,2a,2b d20 1+2	2b d20 1+2	1b,4b 01c 1+2,3+4		
C8	Position Coding Mount. flange	2a,2b d20 1+2	2b,3b d12c 2+3	1b,4b d40 1+2,3+4		
C9	Position Coding Mount. flange	1b,2b d20 1+2	1a,1b - 1+2	1b,3b 02c,d40 3+4		
C10	Position Coding Mount. flange	1b,2a d20 1+2	3a 02c,d30 2+3	2a,4a 01c,d40 3+4		
C11	Position Coding Mount. flange	1a,2a d20 1+2	1a,3b 01c,d10,d30 2+3	2a,4a 01c,d30 2+3		
C12	Position Coding Mount. flange	1a,1b d20 1+2	2a,3b d12c 2+3	4a 02c 3+4		
C13	Position Coding Mount. flange	1a - 1+2	1b,3b d12c 2+3	1b,3b 02c,d40 2+3		
C14	Position Coding Mount. flange		1a,3b d12c 2+3			
C15	Position Coding Mount. flange		2a,3b d10 2+3			

COMBINATION POSSIBILITIES

Products from Wieland Electric and Stocko complement each other perfectly and can be combined with one another.

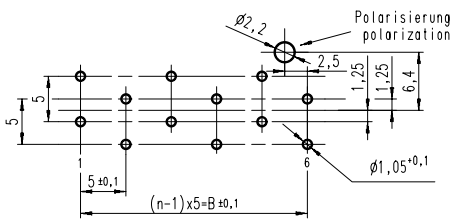
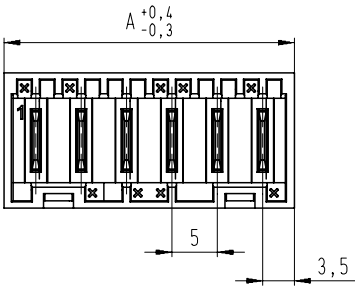
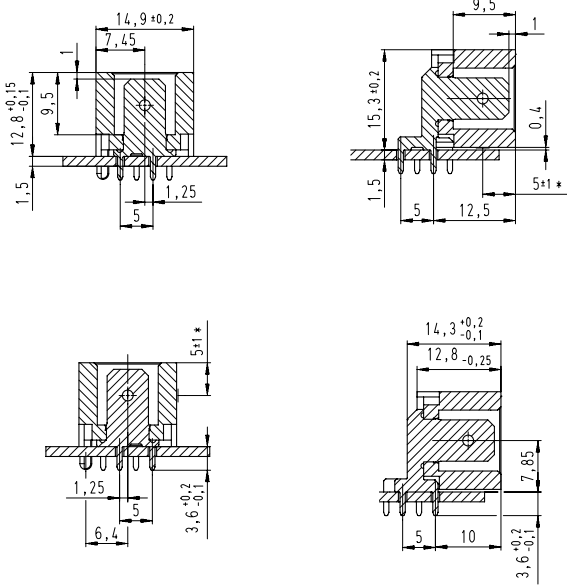



	MS 9401 to MS 9406, MS 9481 (SMD *)	MS 9411 to MS 9415 *)	MS 9421 to MS 9424 *)	MF 9431 to MF 9434 *)	MSF 9441 to MSF 9444 *)
	Fig. MS 9401	Fig. MS 9412	Fig. MS 9421	Fig. MF 9431	Fig. MSF 9441
					
 8105 B					
 8105 B VL					
 8105 B VR					
 8105 B VL A					
 8105 B VR A					
Upon request  8105 FU					
 8105 FU VL					
 8105 FU VR					
 8105 FU VL A					
 8105 FU VR A					
 8105 FUE VR					
 8105 FUE VL					

*) Customer-specific pin connectors, for details please contact the STOCKO Contact company
www.stocko-contact.com, E-Mail: info@stocko-contact.com, Phone: +49 202 9733-0

WIECON TAB CONTACTS

wiecon MS 9401/MS 9402



Poles*)	A (mm)	Coding*)	Art. No. MS 9401	PU
2	12	C1 0A	MSLO 9401-002-00A-960-000-00	500
2	12	C2 0B	MSLO 9401-002-00B-960-000-00	500
2	12	C3 0C	MSLO 9401-002-00C-960-000-00	500
2	12	C4 0D	MSLO 9401-002-00D-960-000-00	500
2	12	C5 0E	MSLO 9401-002-00E-960-000-00	500
2	12	C6 0F	MSLO 9401-002-00F-960-000-00	500
2	12	C7 0G	MSLO 9401-002-00G-960-000-00	500
2	12	C12 0N	MSLO 9401-002-00N-960-000-00	500
3	17	C1 0A	MSLO 9401-003-00A-960-000-00	350
3	17	C2 0C	MSLO 9401-003-00C-960-000-00	350
3	17	C3 0D	MSLO 9401-003-00D-960-000-00	350
3	17	C4 0E	MSLO 9401-003-00E-960-000-00	350
3	17	C5 0F	MSLO 9401-003-00F-960-000-00	350
3	17	C6 0G	MSLO 9401-003-00G-960-000-00	350
3	17	C7 0H	MSLO 9401-003-00H-960-000-00	350
4	22	C1 0A	MSLO 9401-004-00A-960-000-00	250
4	22	C2 0B	MSLO 9401-004-00B-960-000-00	250
4	22	C3 0C	MSLO 9401-004-00C-960-000-00	250
4	22	C4 0E	MSLO 9401-004-00E-960-000-00	250
4	22	C5 0F	MSLO 9401-004-00F-960-000-00	250
4	22	C6 0G	MSLO 9401-004-00G-960-000-00	250
5	27	C1 0B	MSLO 9401-005-00B-960-000-00	200
5	27	C2 0D	MSLO 9401-005-00D-960-000-00	200
6	32	C1 0A	MSLO 9401-006-00A-960-000-00	150
6	32	C2 0B	MSLO 9401-006-00B-960-000-00	150
7	37	C1 0A	MSLO 9401-007-00A-960-000-00	150
7	37	C2 0B	MSLO 9401-007-00B-960-000-00	150

Poles*)	A (mm)	Coding*)	Art. No. MS 9401	PU
2	12	C1 0A	MSLO 9402-002-00A-960-000-00	500
2	12	C2 0B	MSLO 9402-002-00B-960-000-00	500
2	12	C3 0C	MSLO 9402-002-00C-960-000-00	500
2	12	C4 0D	MSLO 9402-002-00D-960-000-00	500
2	12	C5 0E	MSLO 9402-002-00E-960-000-00	500
2	12	C6 0F	MSLO 9402-002-00F-960-000-00	500
2	12	C7 0G	MSLO 9402-002-00G-960-000-00	500
2	12	C12 0N	MSLO 9402-002-00N-960-000-00	500
3	17	C1 0A	MSLO 9402-003-00A-960-000-00	350
3	17	C2 0C	MSLO 9402-003-00C-960-000-00	350
3	17	C3 0D	MSLO 9402-003-00D-960-000-00	350
3	17	C4 0E	MSLO 9402-003-00E-960-000-00	350
3	17	C5 0F	MSLO 9402-003-00F-960-000-00	350
3	17	C6 0G	MSLO 9402-003-00G-960-000-00	350
3	17	C7 0H	MSLO 9402-003-00H-960-000-00	350
4	22	C1 0A	MSLO 9402-004-00A-960-000-00	200
4	22	C2 0B	MSLO 9402-004-00B-960-000-00	200
4	22	C3 0C	MSLO 9402-004-00C-960-000-00	200
4	22	C4 0E	MSLO 9402-004-00E-960-000-00	200
4	22	C5 0F	MSLO 9402-004-00F-960-000-00	200
4	22	C6 0G	MSLO 9402-004-00G-960-000-00	200
5	27	C1 0B	MSLO 9402-005-00B-960-000-00	200
5	27	C2 0D	MSLO 9402-005-00D-960-000-00	200
6	32	C1 0A	MSLO 9402-006-00A-960-000-00	150
6	32	C2 0B	MSLO 9402-006-00B-960-000-00	150
7	37	C1 0A	MSLO 9402-007-00A-960-000-00	125
7	37	C2 0B	MSLO 9402-007-00B-960-000-00	125

*) Further coding and numbers of poles upon request

APPROVALS



	UL	CSA	IEC
Rated voltage	400 V	400 V	250 V
Rated current	16 A	10 A	16 A
Pitch			5.0 mm



INFO TO GO

All brochures from Wieland Electric are available for download on our website.



<https://www.wieland-electric.com/en/support/downloads>

Interesting for you

FOCUS HVAC

Heating, ventilation and air conditioning

Part No. 0427.1



WIECON OVERVIEW

PCB terminals and plug connectors.

Part No. 0580.1



WIECON 8142 ZP

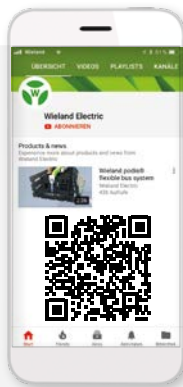
Compact rising cage terminals for machines + plants.

Part No. 0552.1



Wieland on YouTube

See our solutions in motion



<https://www.youtube.com/user/WielandElectric>



Technical consultation

Industrial Solutions

E-mail: industry@wieland-electric.com

Worldwide: <https://wie.li/contactinternational>



ONLY ONE TAP AWAY

Our Wieland E-Shop

Over 25,000 products - anytime

In our online store you will find all the information about our products, prices, and technical data.

Order easily and conveniently online, and check availability.

<https://eshop.wieland-electric.com>

Scan QR code – view products in the E-SHOP.





wieland

HEADQUARTERS

Wieland Electric GmbH
Brennerstraße 10 – 14
96052 Bamberg · Germany

Phone +49 951 9324-0
Fax +49 951 9324-198
info@wieland-electric.com



0570.1 D 03/23

Represented in over 70 countries worldwide:

www.wieland-electric.com